

# YM Series 4 Tumbler Miniature Switchlocks

## Features/Benefits

- Snap-together assembly allows for pre-wiring of switch
- Wire lead terminations available
- 4 Tumbler lock with positive detent

## Typical Applications

- Cable TV connectors
- Automotive accessories
- Computers



## Specifications

CONTACT RATING: Q contact material: 4 AMPS @ 125 V AC or 28 V DC; 2 AMPS @ 250 V AC (UL/CSA). 4 AMPS @ 125 V AC, 2 AMPS @ 250 V AC, T65, class 1 (VDE). See page M-17 for additional ratings.

ELECTRICAL LIFE: 10,000 make-and-break cycles at full load.

CONTACT RESISTANCE: Below 10 m Ω typ. initial @ 2-4 V DC, 100 mA.

INSULATION RESISTANCE: 10<sup>9</sup> Ω min.

DIELECTRIC STRENGTH: 1,000 Vrms min. @ sea level.

INDEXING: 90°:2 positions.

## Materials

LOCK: Zinc alloy with stainless steel facing. 4 tumbler single bitted lock with integral detent mechanism.

KEYS: Two nickel plated brass keys with code number.

SWITCH HOUSING: 6/6 Nylon (UL 94V-2).

CONTACTS & TERMINALS: Q contact material: Copper, silver plated. See page L-17 for additional contact materials.

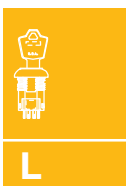
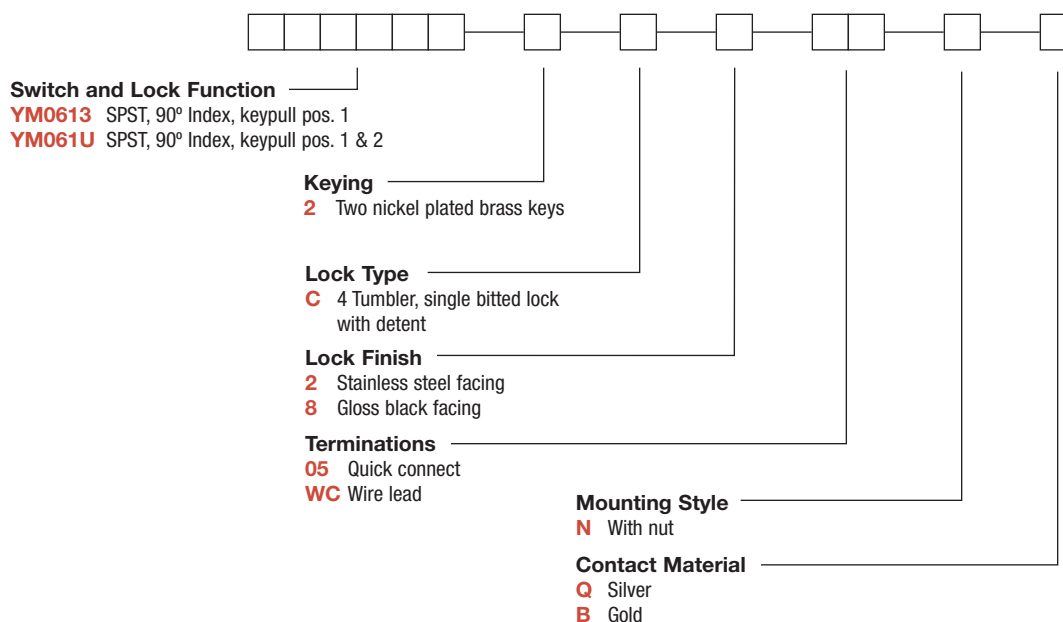
MOUNTING NUT: Brass, bright zinc plated.

**NOTE:** Any models supplied with Q or B contact material are RoHS compliant.

**NOTE:** Specifications and materials listed above are for switchlocks with standard options. For information on specific and custom switchlocks, consult Customer Service Center.

## Build-A-Switch

To order, simply select desired option from each category and place in the appropriate box. Available options are shown and described on pages L-16 and L-17. For additional options not shown in catalog, consult Customer Service Center.



# YM Series 4 Tumbler Miniature Switchlocks

## SWITCH AND LOCK FUNCTION

| NO. POLES   | MODEL NO. | SWITCH FUNCTION |        | KEY PULL POSITIONS | LOCK CONFIGURATION | INDEXING | SCHEMATIC |
|---|-----------|-----------------|--------|--------------------|--------------------|----------|-----------|
|   |           | POS. 1          | POS. 2 |                    |                    |          |           |
| SP  | YM0613    | OFF             | ON     | Position 1         |                    | 90°      |           |
|   | YM061U    |                 |        | Positions 1 & 2    |                    |          |           |
| <p><b>SPST</b></p> <p>Part number shown: YM0613C205NQ</p> <p>M12 x 1.25 6g THD. (MOUNTING NUT INCLUDED)</p> |           |                 |        |                    |                    |          |           |

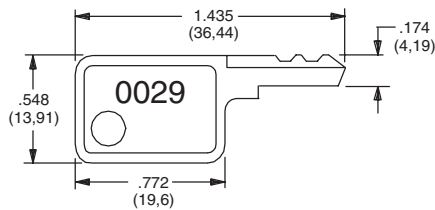
All models with all options when ordered with 'Q' contact material.

### LEGEND

- = Detent Positions (90°)
- = Key pull possible in these positions
- = Stop Positions

## KEYING

- 2** TWO NICKEL PLATED BRASS KEYS

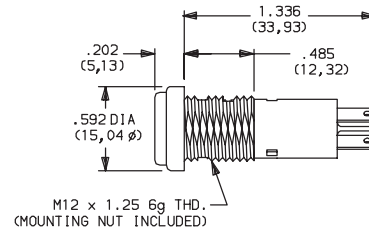


Key part number: 119091029

**NOTE:** All orders keyed alike with code number on key. For more than one key code, replacement keys, or other special features, consult Customer Service Center.

## LOCK TYPE

- C** 4 TUMBLER SINGLE BITTED LOCK WITH DETENT



## LOCK FINISH

- 2** STAINLESS STEEL FACING

- 8** GLOSS BLACK FACING



Third Angle  
Projection

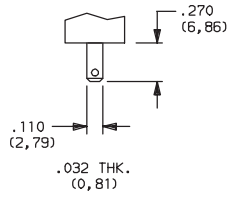
Dimensions are shown: Inch (mm)  
Specifications and dimensions subject to change

**C&K**

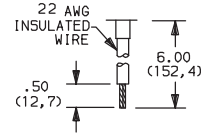
# YM Series 4 Tumbler Miniature Switchlocks

## TERMINATIONS

### 05 QUICK CONNECT



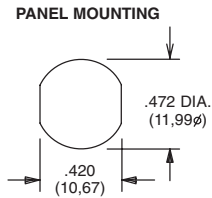
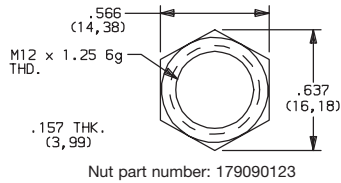
### WC WIRE LEAD



Black wire standard, other colors and lengths available, consult Customer Service Center. UL style 1015.

## MOUNTING STYLE

### N WITH NUT



Panel thickness:  
.300 (7,62) max.

## CONTACT MATERIAL

| OPTION CODE | RoHS COMPLIANT* | RoHS COMPATIBLE* | CONTACT AND TERMINAL MATERIAL | RATING                |  |
|-------------|-----------------|------------------|-------------------------------|-----------------------|--|
|             |                 |                  |                               |                       |  |
| Q           | YES             | YES              | SILVER <sup>2</sup>           | POWER                 | 4 AMPS @ 125 V AC or 28 V DC; 2 AMPS @ 250 AC V AC (UL/CSA). |
| B           | YES             | YES              | GOLD <sup>1</sup>             | LOW LEVEL/DRY CIRCUIT | 0.4 VA MAX. @ 20 V AC or DC MAX.                             |

\* Note: See Technical Data section of this catalog for RoHS compliant and compatible definitions and specifications.

<sup>1</sup> CONTACTS & TERMINALS: Copper, with gold plate over nickel plate.

<sup>2</sup> CONTACTS & TERMINALS: Copper, silver plated (standard with all termination options).

All models with all options when ordered with 'Q' contact material.

## AVAILABLE HARDWARE



Key Code: 0029

**PART NO.** (ONE KEY)

**960B10029**

**Material:** Brass  
**Finish:** Nickel plate



Dimensions are shown: Inch (mm)  
Specifications and dimensions subject to change



Switchlock