

KMT2 Series Nano-Miniature SMT Top Actuated



Features

- **Smallest footprint**
- **High number of cycles within the smallest packaging**
- **Smallest thickness with integrated actuator**
- **Ground pin option**
- **Halogen free**

Typical Applications

- **Mobile Phones**
- **Hearing Aids**
- **MP3 accessories**
- **Bluetooth Headset**



Tactile Switches

Specification

FUNCTION: momentary action
CONTACT ARRANGEMENT: 1 make contact = SPST, N.O.
TERMINALS: Gullwing type for SMT

Environmental

OPERATING TEMPERATURE: -40°C to 85°C
STORAGE TEMPERATURE: -55°C (10 days)
+85°C (4 days)

Mechanical

Type G and NG	Operating force Newtons (grams)	Operating Life	Tactile Feeling	Travel mm
KMT 211 HF LFS	1.0 (100) ± 0.25	150,000	≥ 10%	0.13 ± 0.06
KMT 221 HF LFS	1.6 (160) ± 0.40	150,000	≥ 30%	0.13 ± 0.06

Process

SOLDERING: This component is suited to the following methods:
– Infrared Reflow Soldering in accordance with IEC61760-1

Electrical

MAXIMUM POWER: 0.5 VA
MAXIMUM VOLTAGE: 32 VDC
MINIMUM VOLTAGE: 20mV
MAXIMUM CURRENT DC: 50 mA
MINIMUM CURRENT DC: 1 mA
DIELECTRIC STRENGTH: ≥ 250 Vrms (1mn)
CONTACT RESISTANCE: ≤ 300 mΩ
INSULATION RESISTANCE: ≥ 50 MΩ
BOUNCE TIME: ≤ 6 ms

Silver

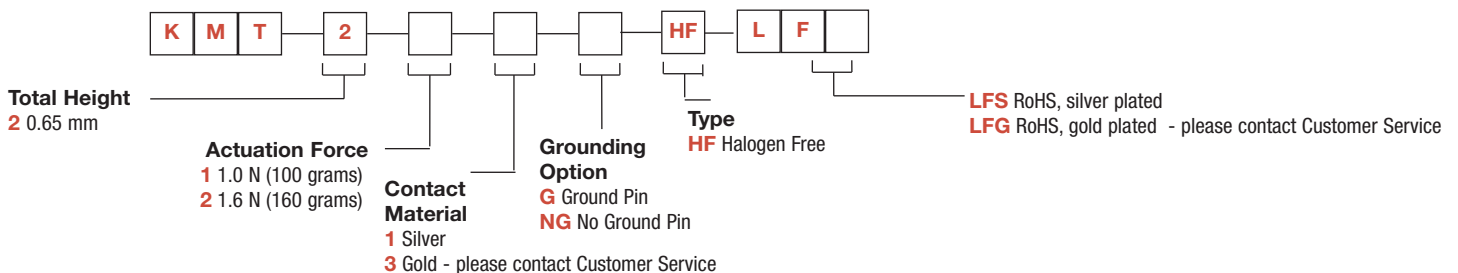
Packaging

In reels of 4,000 pieces.
Dimensions of reels according to EIA 481B
External diameter 180 mm

NOTE: Specifications listed above are for switches with standard options.
For information on specific and custom switches, consult Customer Service Center.

Part Number Description

For any part number different from those listed above, please consult your local representative.



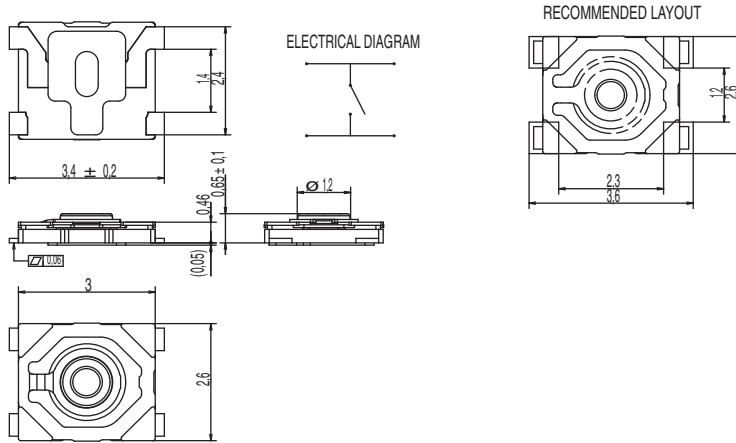
Dimensions are shown: Inch (mm)
Specifications and dimensions subject to change

KMT2 Series Nano-Miniature SMT Top Actuated

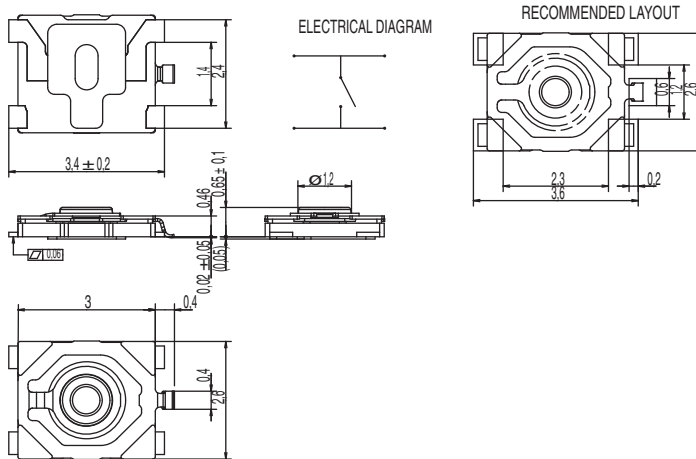
B

Tactile Switches

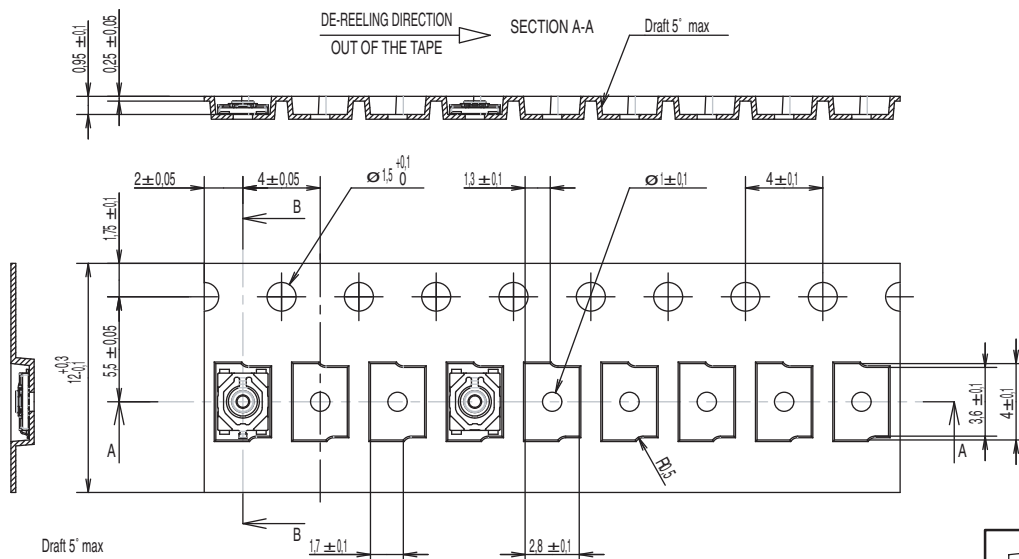
KMT Series – No Ground Pin



KMT Series – With Ground



TAPE & REEL



First Angle Projection

Dimensions are shown: Inch (mm)
Specifications and dimensions subject to change

